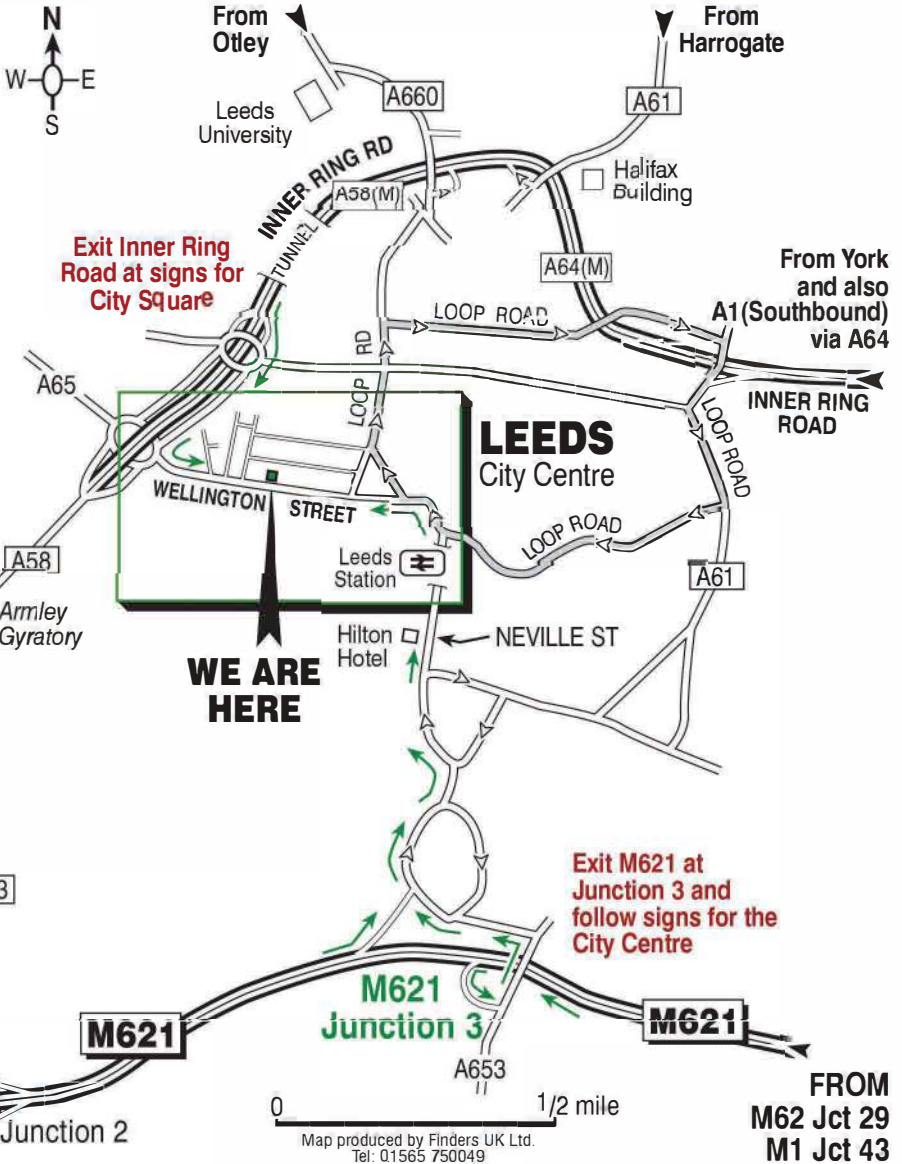
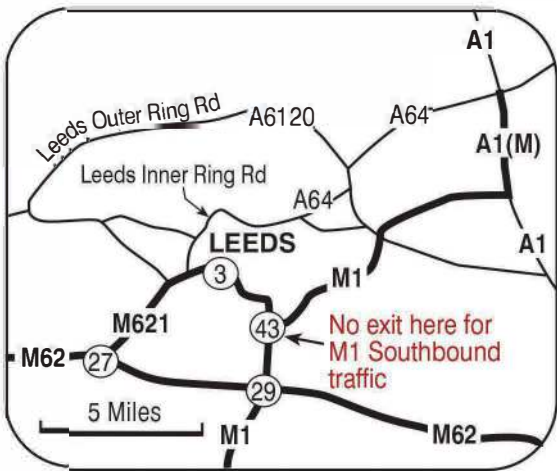




# Schofield Sweeney

76 Wellington Street, Leeds, LS1 2AY Tel 0113 849 4000 Fax 0113 243 9326

what3words - Entrance: saving.cling.boxing; Car Park: rider.office.pepper



### FROM A1 SOUTHBOUND

Exit the A1 following signs for A64 Leeds which, after about 9 miles, will bring you onto the Leeds Inner Ring Road.

Exit at signs for City Square, and follow these signs to bring you onto Wellington Street.

There is a public car park behind the Crowne Plaza Hotel. After parking exit to Wellington Street, turn right and we are about 200 metres along on the left. Parking meters are also in the area.

### FROM M62

If travelling westbound (from Hull direction) exit at junction 29 onto the M1/M621.

Then as M621 directions.

If traveling eastbound (from Manchester direction) exit at junction 27 onto the M621. Then as M621 directions.

### FROM M1 NORTHBOUND

Exit at junction 43 onto the M621. Then as M621 directions.

### FROM M621

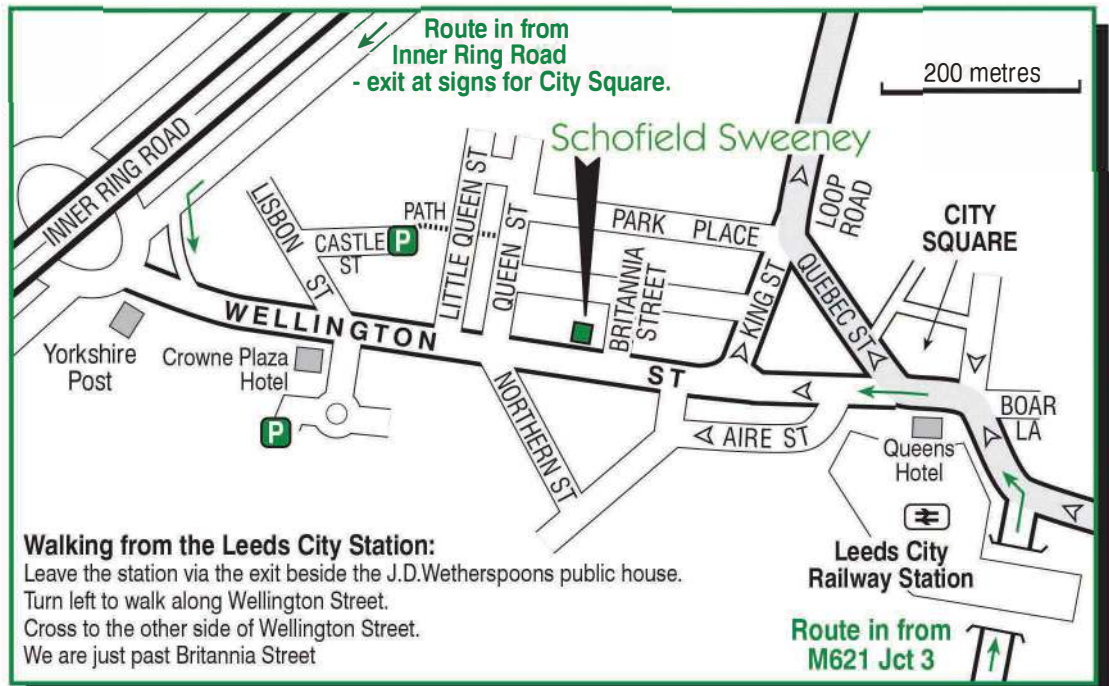
Exit M621 at junction 3 and follow signs for the City Centre.

Continue past the Hilton Hotel (on the left), then through a short tunnel.

Follow the road left at the lights (Queens Hotel on the left) following Inner Ring Road signs to take you onto Wellington Street.

We are on the right just after Britannia Street.

There are parking meters in the area and also a public car park behind the Crowne Plaza Hotel.



### Walking from the Leeds City Station:

Leave the station via the exit beside the J.D.Wetherspoons public house. Turn left to walk along Wellington Street. Cross to the other side of Wellington Street. We are just past Britannia Street

Route in from M621 Jct 3